



# NEWS

VOLUME 23, ISSUE 2

Phone: 780-433-7179

SPRING/SUMMER 2010

## Celebrate Mother's Day

*the Earthly Goods Way.....the whole Month of May!*

**Register for a Selected Class with your Mom,  
Daughter, or Best Friend**

First person is full price and second person half price!  
Choose from classes featured on page 3

## Pre-Inventory Sale

*"We don't want to count it"*

**Friday, July 9<sup>th</sup> and Saturday, July 10<sup>th</sup>**

Receive 30% - 50% off on selected fabric, notions,  
patterns and books  
.5M minimum cut on sale fabric

### Shop Hop North Travelling Quilt Show

Come vote for your  
favourite Quilt  
At Earthly Goods  
June 14 - 21

The Grand Prize Winner  
January Celebration 2010  
20% off for one year!

**Cecile Grudzinski**

**Congratulations!**

## QUILT TALK FREE Information

A Wednesday morning treat! You are invited to come in to Earthly Goods from 10 - 11 am to share with our staff what's new and exciting, technical tips, new books, patterns and a wealth of project ideas and samples.

**May 12**

Cutting Your Way Out of the Box  
with Marj

**May 26**

Cuddle, Cuddly and the Cuddliest  
with Patti

**June 16**

What is Surface Design?  
with Margie

**June 30**

Adding Dimension to Your Quilt  
with Lezley

### Summer Hours for July & August

Monday, Tuesday, Friday	9 am - 5:30 pm
Wednesday & Thursday	9 am - 8 pm
Saturday	9 am - 5 pm
Sunday	12 noon - 5 pm

### Holiday Hours


Victoria Day	May 24	Closed
Canada Day	July 1	Closed
Civic Holiday	August 2	Closed

*Note: Store will be closed on  
Sunday, July 18 for inventory*

EARTHLy GOODS - Lendrum Shopping Centre  
5848 - 111 Street, Edmonton, AB T6H 3G1  
Phone 780 433 7179, Fax 780 430 1502  
email info@earthlygoodsquilting.com  
www.earthlygoodsquilting.com

Monday to Friday 9 am to 8 pm  
Saturday 9 am to 5 pm  
Sunday 12 noon to 5 pm

CLOSED  
at 5:30 pm  
2nd Monday  
of every month  
for  
staff  
meetings



# Guest Instructor Judy Villet

is back by popular demand!

Earthly Goods is pleased to welcome Judy back to Edmonton as our special guest.

## Colourwash as Canvas Workshop

Design with your palette of two inch squares. Use Setacolour textile paint and stiff brushes to add painted detail to the colourwash landscape. Join Judy for a weekend as you select a suitable design from your photos and clippings. Check your palette, design the landscape or still life and then add the simple painted details that bring it to life. It is suggested that you keep your project design a modest size. That way you will have the option of quilting your project, as sometimes it works best to paint after quilting.



This workshop is suitable for people who already have a colourwash fabric collection, as it is now difficult to obtain the multi-coloured, medium scale busy prints that work best. You will be working with your basic colourwash palettes and add specialty fabric as needed for a particular design.

2 1/2 day Workshop \$150  
Thursday, April 29, 7 pm – 10 pm  
and Saturday and Sunday, May 1 and 2, 9 am – 4 pm

Thursday, April 29, 7 pm – 10 pm

and Saturday and Sunday, May 1 and 2, 9 am – 4 pm

and Saturday and Sunday, May 1 and 2, 9 am – 4 pm



**Juanita's**  
School of Sewing

## Sewing for Children and Adults

It's time to register for our September 2010 sewing classes. We have beginner to advanced classes for children ages 7 years and up, and for adults.

### Check Out Available Classes

- 1 hour evening kids classes
- 1 hour home school kids classes - mornings and afternoons
- 1 1/2 hour adult classes - mornings and afternoons

Note: Adults - sign up for 1 1/2 hour weekly sewing classes - 1 month or 2 month blocks. Sign up for as long as you have projects to sew.

Sewing Machines Supplied (no need to pack your own machine)

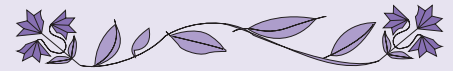
- 4 Adults per class
- Choose a pattern and join the sewing fun

#### For Available Days & Times Contact:

Juanita Flesher: 780-965-8791

or Earthly Goods: 780-433-7179

Email: [juanita@learn2sew.com](mailto:juanita@learn2sew.com)



## Surface Design

### Blockprinting

Margie

\$56 - includes kit

Blockprinting is a fun and easy way to apply repeat elements to fabric. In this class we will explore block printing with Seta colour paint and 100% cotton fabric. Students will design, cut and print with soft-cut linoleum. This is a chance to create some unique fabric to add to your next quilting project.

This class also part of the "Celebrate Mother's Day on page 3

Saturday, May 22

9 am – 4 pm

### Painting with the Colour Wheel

Margie

\$46

Try this hands on approach to the colour wheel. Mixing paint together will allow participants to deepen their understanding of colour theory. Mix a tertiary hue, add water to lighten the value and then stir up a shade. Add the complement and create a rich intensity of your favourite colour. When all these colour concoctions are painted on 100% cotton the happy result is a colour wheel of fabrics for your next project.

Saturday, July 17

9 am – 4 pm

### Stencilling

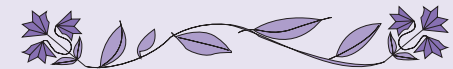
Margie

\$46

Stencils provide a wonderful opportunity to repeat an image across a piece of fabric. Participants will use purchased pre-cut stencils, as well as design and cut their own from a variety of materials. Students will transfer stencil images to cloth using Shiva Paintstiks, and/or fabric paint. Each technique enriches the fabric surface with colour and design.

Saturday, June 19

9 am – 4 pm



## Electric Quilt Club

### Electric Quilt 6 Club

Lois

\$16

We will continue to meet once a month to learn more detail about how to use the software to create your own applique and or drawing designs which you can use to print templates. Participants will interact with others in the class to share their experiences - successes and/or trials! This would be a good opportunity to play and design your 'Cinnamon Sticks'.

*Prerequisite: You need to have your own Electric Quilt 6 software and a good general working knowledge of the software.*

Wednesday, May 19

10 am - 12 noon

Wednesday, June 23

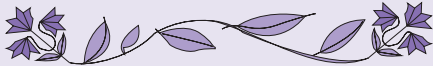
10 am - 12 noon

*No meetings in July and August. Will resume in September, watch Fall 2010 newsletter for dates and times.*

Visit our website at  
[www.earthlygoodsquilting.com](http://www.earthlygoodsquilting.com)



# Celebrate Mother's Day



## Registration

### Please read carefully before registering for classes!

Register in person at: 5848-111 Street, or by phone: 780-433-7179

- \* Payment must be made at this time.
- \* No Refunds on registration fees.
- \* Class fees are non-transferable.
- \* Classes will be cancelled and fees refunded if insufficient registration. Please keep in mind that classes are cancelled 5 days before class date if minimum registration is not met.
- \* Material/Preparation sheets are to be picked up before class date.
- \* Earthly Goods quality fabric and notions are preferred.

Our location is wheelchair accessible with no stairs.

If you are attending a Sunday class, please be sure to have ALL your supplies, as the store does not open until noon.

DUE TO SEVERE ALLERGIES no perfume or scented products in class.

### Blockprinting



**Margie** \$56 - includes kit  
Blockprinting is a fun and easy way to apply repeat elements to fabric. In this class we will explore block printing with Seta colour paint and 100% cotton fabric. Students will design, cut and print with soft-cut linoleum. This is a chance to create some unique fabric to add to your next quilting project.  
*Saturday, May 22* 9 am - 4 pm

### Bug Bag for Kids

**Patti** \$69  
This special 'bag' will delight any little person. Great fun for a sleep-over at Grammas house, naps and watching TV. Choose from a Lady Bug, Spider or Bumble Bee.  
*Thursday, May 6* 1 pm - 4 pm  
*and May 13* 9 am - 4 pm

### New Classic Handbag

**Betty Ann** \$46 + pattern  
This stylish handbag is a timeless classic. Join me to create this attractive bag with a unique tubular hinged frame to open and close the handbag. A 'must-have' accessory for your wardrobe.  
*Monday, May 10* 9 am - 4 pm

These classes have been selected especially for our "Mother's May" Celebration. They are a great way to spend a of couple hours or a day with your Mother, Daughter, Sister or Special Friend. What could be more fun than making a soft sculpture toy, a handbag, or learn a new technique. Register for one or more of the following, and your friend will receive her registration at half price!

### Cupcake Party

**Janet** \$46 + pattern, kit optional  
Make these fabulous and fun "cupcakes" for your children or grandchildren. Each one can be sewn as a place mat or join several together for a table runner. What a special way to say "Happy Birthday!"  
*Saturday, May 8* 9 am - 12 noon

### English Paper Piecing

**Janet** \$46  
Want a portable project for the car or plane? Janet will show you how to use these precisely cut, heavy paper shapes (octagons, diamonds) to hand baste fabric over. Complex patterns are a breeze with this classic and portable hand piecing technique. You choose the design.  
*Friday, May 28* 1 pm - 4 pm

### Grids and Grommets Bag

**Marj** \$46 + pattern  
This is a fun project, one bag won't be enough. Pick your favourite fabric and make a one of a kind designer bag. Using grommets for closing and a comfortable shoulder strap, or convert it to a single strap across your body for security or convenience.  
*Prerequisite: Basic sewing skills, machine quilting experience*  
*Saturday, May 29* 9 am - 4 pm

### It's a Wrap

**Karen** \$46 + book  
Make a basic oval basket to hold the tools of your trade - rotary cutter, seam ripper, glasses, etc. Add a matching coaster for your coffee cup and you are set. Fun to make and a great gift for that special friend. You will be working with fabric wrapped clothesline. Your sewing machine must have zigzag and straight stitch capability.  
*Thursday, May 13 and 20* 7 pm - 10 pm

### Melly & Me

**Karen** \$46 + pattern  
Leading Australian designer sisters Rosalie Quinlan and Melly Hurston have created these fun and fabulous doll and softie patterns. Choose your favourite Melly and Me doll pattern and join the fun as we create a one of a kind. You'll want to make them all!  
*Saturday, May 15 and 29* 9 am - 12 pm

### Don't Forget!

Every time you make a purchase at Earthly Goods you receive a discount. For each dollar you spend you receive one point. Accumulated points add up to substantial discounts. And the best part is that we look after it for you - no cards to remember or minimum purchases. You only have to say "I'd like to use my points today."

### Needle Felted Teddy Bear

**Karen** \$46 + book  
With a special barbed needle, a small bag of wool roving and a block of foam rubber as a work surface you can bring to life a darling little 3 dimensional teddy bear about 3" or 4" tall. 'He' or 'She' will be your own little work of art.  
*Saturday, May 15 and 29* 1 pm - 4 pm

### Quilted Wallet

**Lezley** \$46 + pattern  
With all the wonderful tote bags and handbags being quilted, here is a wallet you can make to coordinate. Matching or contrasting fabrics are used to create this wallet with space for 18 credit, debit or membership cards. There is a zippered coin pocket, space for business cards and other loose pieces of paper we need to carry around. There is even a pocket for your cell phone. Embellish with embroidery or quilting to finish off the project and make many for Christmas gifts!  
*Prerequisite: Rotary Cutter Basics*  
*Saturday, May 8* 9 am - 4 pm

### Sock Monkey

**Betty Ann** \$46 - kit optional  
A favourite classic childhood toy made from Canadian work socks. Legend says that it is good luck to give a new born baby a sock monkey, giving the baby a lifelong promise of love and happiness. Learn construction, assembly and tips and tricks as you make your very own!  
*Prerequisite: Basic sewing skills*  
*Sunday, May 16* 9 am - 4 pm

### That 'Darn' Mouse

**Karen** \$46 + pattern  
Make your own little character to hold your needles, pins and thread. Needles won't get lost inside as they can in a larger pincushion. The tail holds a spool of thread. Each mouse is one of a kind with its own personality.  
*Friday, May 28* 9 am - 4 pm

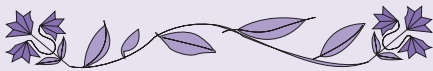
### Thread Catcher, Pincushion

**Marj** \$46 + pattern, kit optional  
This is something you probably don't own, but once you have one you can't live without it! A fun project that lets you play with sand (sort of). Makes a great gift for your sewing buddies - you won't be able to stop with just one!  
*Wednesday, May 12 and 19* 7 pm - 10 pm

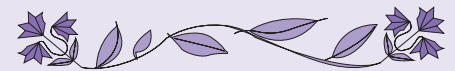
### Wild Roses Stained Glass

**Lois** \$69 + pattern  
Many families in Alberta will welcome this friendly reminder of our great province. Reverse appliqué will be used to assemble this stained glass design. It's easy and fun!  
*Friday, May 7, 14 and 21* 7 pm - 10 pm





# Summer School



## Wild Animal Appliqué

**Lezley** \$184 + pattern  
 Make a very stunning wall hanging for the wild animal lover in your family. Make a Lion, a Tiger, or the Elephant! Tips for fused appliqué and the order of piecing will be given. Learn shading with quilting and thread play, embellishments and stuffing techniques that give these special animals a realistic look.  
*Prerequisite: Adventuresome spirit.*  
**Monday – Thursday, July 5 – 8** 9 am – 4 pm

## Quilting by Degree

\$342.35 includes kits for *Machine Quilting and Quilt Binding*  
**Monday – Saturday, July 12 – July 17**  
 as follows: 9 am – 4 pm  
 Machine Quilting – July 12 – Betty Ann  
 Foundation Piecing – July 13 – Lois  
 Quilt Binding – July 14 – Elaine  
 Appliqué Basics – July 15 – Karen  
 Quilt Labels – July 16 – Betty Ann  
 Hand Quilting – July 17 – Janet  
 See descriptions for each class on page 5 under 'Degree Classes'  
 After June 15 you can register for these classes by the day.

## Design Fun-damentals 1 - 5

**Line and Shape; Form, Texture, Space; Pattern, Balance, Contrast, Emphasis; Movement, Rhythm, Unity; Design Play**  
**Margie** \$245 - includes kit  
 Learn the universal principles of good design and how to apply them to original quilts or wall hangings. This week allows time for notes, sketches, cut and paste exercises and creative collage with fabric. On the last day, begin your own work with fabric.  
*Prerequisite: Colour Wheel Basics 1-4*  
**Monday – Friday, July 19 – 23** 9 am – 4 pm

## The Spin

**Marj** \$138 + book  
 This quilt will brighten up even the darkest of corners in your home. It uses all those wonderful large scale prints that you have been collecting, but didn't know what to do with. By mixing in some left over fabric or adding a little new fabric you will end up with a Big, Bold and Beautiful quilt.  
**Wednesday – Friday, July 21 – 23** 9 am – 4 pm

## Ruth McDowell's 'Piecing' Week

**Margo** \$230 + book  
 Using Ruth's new book 'Piecing Workshop' learn her unique piecing techniques which "virtually guarantees the ability to piece almost anything". By completing the exercises you will learn how to sew small pieces, straight lines, curves, and inset patches while assembling a sampler wall hanging. Then using your new piecing skills choose one of the two projects: Maple Leaf (straight-line) or Water Lily (curved). Attention will be given to applying these methods to your own designs.  
**Monday – Friday, July 26 – 30** 9 am – 4 pm

## Thread Play 1 - 5

**Lois** \$115 kit optional,  
 to be used for all Thread Play classes  
 The same format, over 2 ½ days.

### Basics - 1

Play with your sewing machine as you begin to explore free motion stitching techniques. Drop the feed dogs, adjust tensions and learn to use a hoop as you start thread sketching. The complete Thread Play program is done on a regular sewing machine.

### Stabilizers - 2

How do we stop puckers from happening? Which products to use? Get all the answers to many questions regarding stabilization of fabric with or without a hoop. You will also learn how to make lace as well as other creative stitches to enhance the texture of your work.

### Embroidery - 3

Learn to use a variety of stitches to add detail and interest to thread painted motifs. Try feathering and shading. Any zigzag sewing machine will do the job.

### Appliqué - 4

Add appliqué details to fabric pictures. 'No Show' for free motion embroidery, straight stitch, raw edge, and free motion techniques.

### Threads - 5

Learn tips and tricks about setting tension. If you have had problems using metallic threads on your machine, your problems will disappear with a few adjustments. We will explore the possibilities of bobbin drawing and couching.  
 After June 15 you can register for these classes separately.

**Wednesday, August 4** 1 pm – 4 pm  
**and Thursday and Friday, August 5 and 6** 9 am – 4 pm

## Hollow Cubes

**Patti** \$138 + book  
 Uncover the mystery of the Hollow Cube. Learn simple techniques to make this complex box easy and fun. Apply light, medium and dark value techniques to your fabric. This is a great technique to use your scraps!  
**Thursday, August 5** 9 am – 4 pm  
**and Thursday and Friday August 12 and 13** 9 am – 4 pm

## Ruth McDowell's Design Week

**Margo** \$230 + book  
 An introduction to the process of developing your own original pieced art quilt based on Ruth McDowell's "Design" book. Margo uses this piecing method in her own work, and will use her knowledge to guide you through the design process.  
*Prerequisite: Ruth McDowell piecing or consent of the instructor.*  
**Monday – Friday, August 9 – 13** 9 am – 4 pm

Watch for the 'Skinny Bolts'  
 2M or less - at 30% off!

## Colour Wheel Basics

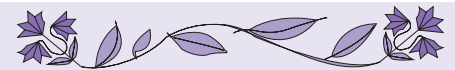
**Margo** \$271.95 - includes colour wheel kit and grey tones kit  
 Colour theory comes to life as you learn new vocabulary and practical applications. Colour Wheel Basics 1-4 are covered with time to slow down and absorb the wealth of information. After June 15 register for these as Colour 1 & 2 = 15 hours and Colour 3 & 4 = 15 hours.  
**Monday – Friday, August 16 – 20** 9 am – 4 pm

## Rotary Cutting Basics, Primarily Patchwork/Quilt Construction

**Lois, Elaine** \$256.20 - includes muslin and book, kit optional  
 This hands on week includes rotary cutter basics the first morning and then on to piecing and construction for this intriguing sampler style quilt. Expect to have your quilt basted by the end of the week. After June 15 you can register for these classes separately.  
*Rotary Cutter – 3 hours, Primarily Patchwork – 15 hours, Quilt Construction – 12 hours.*  
 Please note that there may be homework in the Primarily Patchwork class to complete your blocks for basting. Please plan your week accordingly.  
**Monday – Friday, August 16 – 20** 9 am – 4 pm

## Surface Design

**Margie** \$230.00 - includes kit  
 It's the same great format; 3 days of Surface Design followed by 2 days of sewing studio time. Join Margie for a fun filled week of experimenting with colour on the surface of the fabric with bleach discharge, texture rubbings, painting on fabric and fusible web. What could be better than playing with colour on fabric and then cutting it up for a quilt?  
**Monday – Friday, August 23 – 27** 9 am – 4 pm



## Fabric Clubs

### Don't have time to get to the shop?

Join one or more of the following monthly clubs and unwrap a wonderful surprise package of four fat quarters mailed by the fifteenth of every month. Join any time. Membership includes shipping in Canada. Your credit card will automatically be billed each month. You may cancel any time before the beginning of the month.

### Beautiful Balis:

New selection of these best selling batiks.  
 \$22.50/month

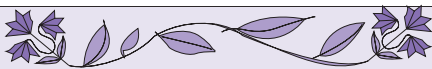
### Collections:

Enticing sets of our newest best selling lines like Robert Kaufmann, Hoffman, Northcott.  
 \$20.00/month

### Kids Stuff:

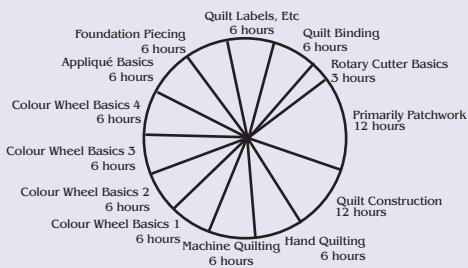
The cutest and the most fun prints geared for the young crowd, baby and youth.  
 \$22.50/month





# Degree Classes

Earthly Goods is proud to present the program that we have become famous for!



These in-depth classes provide a total of 87 hours of expert instruction in quilt making basics. Each class taken is recorded into a computer database for each participant. These degrees are kept on file until completion, with no time constraints. After completion of the Quilting by Degree program you can attend Grad Alumni meetings.

## Grad Alumni

**Graduates** are welcome to **Grad Alumni meetings**, presented with a special pin, recognized in the newsletter, as well as receiving a 20% discount (personal use only) on their birthday each year. Meetings include previews of new products and fabrics, special presentations, exchanges, show and tell and coffee or tea. See our website for Grad Alumni meeting dates and more details.

[www.earthlygoodsquilting.com](http://www.earthlygoodsquilting.com) under "Grad Club"

The total number of grads are 662. **Next meeting: May 26, 1 pm - 3 pm or 7 pm - 9 pm.**

## Rotary Cutting Basics

*Lezley, Lois, Patti* \$49.20 - includes muslin & book

Safety, maintenance and handling of the rotary cutter and mat are required preparation for many classes. Using a special ruler, learn to measure and cut geometric shapes and strips quickly accurately and safely with no marking templates. Purchase our class tool kit and earn double points.

Tuesday, May 4 7 pm - 10 pm  
or Friday, May 14 7 pm - 10 pm  
or Friday, June 4 7 pm - 10 pm  
or Thursday, June 24 7 pm - 10 pm

## Primarily Patchwork/Quilt Construction

*Kathy* \$184 - kit optional  
This sampler-style small quilt top has different sized blocks in an intriguing, asymmetrical arrangement. Use the rotary cutter and strip piecing to create patchwork with speed and accuracy. Sashing and borders complete the top, which is layered and basted to batting and backing. (Class does not include quilting.) Some homework required.

Prerequisite: Rotary Cutting Basics  
Tuesday, May 11 - June 29 7 pm - 10 pm

## Primarily Patchwork Weekend

*Elaine* \$92 - kit optional  
Combine this with a *Quilt Construction Weekend* to learn the same techniques as in the eight-week class. This is a short and very intense time period...ideal for busy people with lots of stamina!  
Prerequisite: Rotary Cutting Basics  
Saturday and Sunday, May 15 and 16

9 am - 4 pm

## Quilt Construction Weekend

*Elaine* \$92  
Learn block assembly and basting for the *Primarily Patchwork Sampler*.  
Prerequisite: Primarily Patchwork  
Saturday and Sunday, June 12 and 13

9 am - 4 pm

## Colour Wheel Basics 1

*The Three Dimensions of Colour*  
*Margie* \$87.95 - includes colour wheel kit and grey tones kit

Explore the concepts of hue, value and intensity. Learn colour names, positions on the colour wheel and how tints, tones and shades are used to create value and intensity. Use paper and fabric to fill in worksheets.

Prerequisite: Rotary Cutting Basics  
Sunday, May 30 9 am - 4 pm

## Colour Wheel Basics 2

*A Spin on the Colour Wheel*  
*Margie* \$46

Use the colour wheel as a tool for making harmonious colour choices based on scientific principles. Study eighteen different colour schemes, as well as colour temperature and strength.

Prerequisite: Colour Wheel Basics 1  
Sunday, June 6 9 am - 4 pm

## Colour Wheel Basics 3

*Colour in Context*  
*Margie* \$46

Colours change depending on what is around them. Learn to shift hue, value, intensity and temperature. Instantly expand your fabric collection as you use one fabric in different ways.

Prerequisite: Colour Wheel Basics 2  
Sunday, June 13 9 am - 4 pm

## Colour Wheel Basics 4

*The Language of Print*  
*Margie* \$46

Understanding how design is created and the vocabulary of visual texture gives further control of theme and mood. Define focal, support, background and accent fabrics as you learn another way to choose wonderful colour schemes.

Prerequisite: Colour Wheel Basics 3  
Sunday, June 20 9 am - 4 pm

## Appliqué Basics

*Karen* \$46 - kit optional

Open the doors to graceful floral or pictorial designs for quilts or garments. Explore several hand and machine appliqué methods, using a heart shape on a six-inch block.

Saturday, June 5 9 am - 4 pm

## Foundation Piecing

*Lois* \$46 + pattern, kit optional  
Adorn your home by making a place mat while learning the technique of paper piecing. Sew fabric on the lines to create accurate and intricate patchwork. You will want to rush home to make more placemats as well as the matching table runner.

Prerequisite: Rotary Cutting Basics  
Sunday, June 6 9 am - 4 pm

## Hand Quilting

*Janet* \$46 - kit optional  
Find the secret to enjoying this timeless craft. Mark and baste a cushion cover. Use special tools and the 'rocking' stitch to form graceful lines of running stitches to create an elegant white work design.

Saturday, June 12 9 am - 4 pm

## Machine Quilting

*Kathy* \$71.40 - includes kit  
Learn the theory and skills behind creating your own quilting designs. You will discover techniques that make using your walking foot and darning foot easy and fun.

Saturday, June 5 9 am - 4 pm

## Quilt Binding

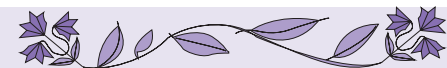
*Elaine* \$86.95 - includes book and kit  
Well-finished edges give a polished look to quilts and hangings. Learn the mysteries of mitered corners on samples: Narrow and wide and odd angles.

Saturday, June 26 9 am - 4 pm

## Quilt Labels

*Betty Ann* \$46 - kit optional  
Documentation of your quilt is so important to future generations and may increase the value of your work. Learn how to make a bound label with text using a permanent fabric maker. Explore various computer generated label techniques, including photo transfer. Learn about care and storage of your finished heirlooms, as well as hanging and display methods.

Friday, July 16 9 am - 4 pm



# Design Workshops

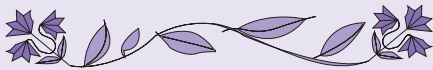
See page 4 under 'Summer School' for descriptions on:  
Design Fundamentals  
Ruth McDowell's Piecing  
Thread Play  
Ruth McDowell's Design Week



# Applique Academy

## Wild Roses Stained Glass

*Lois* \$69 + pattern  
This class is part of the May Celebration. You will find the full description on page 3.  
Friday, May 7, 14 and 21 7 pm - 10 pm



# Patchwork Junction

## English Paper Piecing

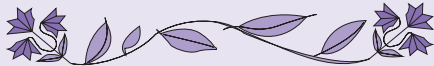
**Janet** \$46  
This class is part of the May Celebration. You will find the full description on page 3.  
Friday, May 28 1 pm – 4 pm

## Fractured Images

**Lois** \$69 + book, kit optional  
containing paper images and fabric  
This is a new technique that is so much fun to make. You will see how images become more interesting and attractive. We will start by using paper images to cut apart and rejoin. Then we will create images made with a simple design. Having mastered the technique, you will be looking for more advanced designs.  
Thursday, June 3 1 pm – 4 pm  
and Thursday June 10 9 am – 4 pm

## One Block Wonder Encore

**Lezley** \$92 + book  
Don't stop with just a One Block Wonder! Take a few open cube designs, fabrics to match the One Block Wonder and explore a whole new dimension of hexagons to add to the quilt. Five different block designs will be taught, along with ideas for placement into your already spectacular quilt.  
Prerequisite: Rotary Cutter Basics  
Tuesday, June 8 and 15 9 am – 4 pm



# Home Dec

## Cupcake Party

**Janet** \$46 + pattern, kit optional  
This class is part of the May Celebration. You will find the full description on page 3.  
Saturday, May 8 9 am – 12 noon

## Duvet Cover

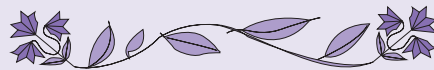
**Patti** \$47.95 - includes kit  
Can't find the right duvet cover in the store? Well this is the class for you. You will make a small sample duvet cover complete with piping and a zipper closure.  
Prerequisite: Rotary Cutter Basics  
Wednesday, June 2 1 pm – 4 pm

## Grommets!

**Patti** \$39.94 - includes kit  
Grommets are fun and easy to use. Make drapery, a valance, or even a shower curtain to add that finishing touch. You will work on a sample in class.  
Prerequisite: Rotary Cutter Basics  
Wednesday, June 9 9 am – 12 noon

## Roman Shades

**Patti** \$39.95 - includes kit  
Add a decorator touch to any room in your house with these fully interlined and lined roman shades. Very little machine sewing, mostly done by hand. You will work on a sample in class.  
Prerequisite: Rotary Cutter Basics  
Wednesday, June 9 1 pm – 4 pm



# Nifty Novelties

## Bug Bag for Kids

**Patti** \$69  
This class is part of the May Celebration. You will find the full description on page 3.  
Thursday, May 6 1 pm – 4 pm  
and May 13 9 am – 4 pm

## Grids and Grommets Bag

**Marj** \$46 + pattern  
This class is part of the May Celebration. You will find the full description on page 3.  
Saturday, May 29 9 am – 4 pm

## It's a Wrap

**Karen** \$46 + book  
This class is part of the May Celebration. You will find the full description on page 3.  
Thursday, May 13 and 20 7 pm – 10 pm

## Laura's Zippered Tote

**Betty Ann** \$46 + pattern  
This trendy tote has an easy to install zipper with outside and inside pockets. The larger bag makes a great carry on bag, overnight bag or even a work tote. Once you make one, you can make more to whatever size you desire for whatever special purpose you may have.  
Sunday, June 27 9 am – 4 pm

## Melly & Me

**Karen** \$46 + pattern  
This class is part of the May Celebration. You will find the full description on page 3.  
Saturday, May 15 and 29 9 am – 12 pm

## Needle Felted Teddy Bear

**Karen** \$46 + book  
This class is part of the May Celebration. You will find the full description on page 3.  
Saturday, May 15 and 29 1 pm – 4 pm

## Quilted Wallet

**Lezley** \$46 + pattern  
This class is part of the May Celebration. You will find the full description on page 3.  
Saturday, May 8 9 am – 4 pm

## Sock Monkey

**Betty Ann** \$46  
This class is part of the May Celebration. You will find the full description on page 3.  
Sunday, May 16 9 am – 4 pm

## Softies Animal Blankets

**Patti** \$23  
Your children or grandchildren will absolutely love this soft blanket! Let Patti guide you through making the cutest little cuddly quilt complete with a pluffy. The hardest part about this class...well you will just have to take it to find out!  
Thursday, June 17 1 pm – 4 pm

Don't forget our Sale Section.  
Updated frequently!

## Summer Pears

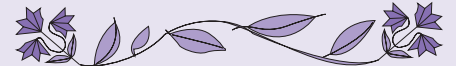
**Karen** \$46 + pattern  
Showcase embroidery stitches on a 3D sculptured pear in two sizes (7" – 9"). Choose silks, wools or cottons. The finished piece makes a special gift as it can be a pin cushion or just a work of art!  
Friday, June 11 and 18 9 am – 12 noon

## That 'Darn' Mouse



**Karen** \$46 + pattern  
This class is part of the May Celebration. You will find the full description on page 3.  
Friday, May 28 9 am – 4 pm

## Thread Catcher, Pincushion

**Marj** \$46 + pattern, kit optional  
This class is part of the May Celebration. You will find the full description on page 3.  
Wednesday, May 12 and 19 7 pm – 10 pm



# Master Program

Required classes  have been planned to expand on technical and design knowledge. These classes total 48 hours of instruction. Master Quilter Program optional classes allow further development in areas of personal interest. These are marked with a  and will total 52 hours of instruction. (Please keep track of these optional hour classes to ensure you have the appropriate number of hours.) Upon completion of these classes a certificate and an increase in the birthday bonus to 25% (personal use only) will be awarded. All these classes are also open to anyone not taking the Master Quilter Program as long as the prerequisites are met. Congratulations to **Donna McClelland** who has completed the Master Quilter Program classes. That brings the number of Master Graduates to 122.

## Colour Wheel Basics 5

Magical Illusions 

**Margo** \$46  
Explore exciting concepts of depth transparency and many kinds of light using cut and paste samples and magazine illustrations to fill in worksheets.  
Prerequisite: Colour Wheel Basics 4  
Saturday, June 26 9 am – 4 pm

## Colour Wheel Basics 6

Dream a Theme 

**Margo** \$46  
Colour has powerful symbolic and emotional meaning. Learn to use this when planning your work. Use accumulated knowledge of colour, print, illusions and mood to create a theme.  
Prerequisite: Colour Wheel Basics 5  
Sunday, June 27 9 am – 4 pm

## The Quilt Dimension

**Margo** \$46  
Step outside your comfort zone as you learn to create quilting designs that will add excitement and interest to your quilts. Explore different threads, batting and designs. Learn how to use the fabric itself for creative results.  
Prerequisite: Machine Quilting Basics  
Saturday, June 19 9 am – 4 pm




# New! Cuddle Quilt Kits!



**Several Sizes - All Precut - Ready to Sew!**

- 36" x 45" - Baby Pink, Baby Blue, or Aqua
- 44" x 56" - Brown with Blue
- 44" X 65" - Brown with Green
- 58" X 75" - Black with White


## Kits, Kits, Kits..30% off while they last!



**Tina Givens Log Cabin Quilt**


61" x 75"

designed by Cheryl A. Adam  
Kit includes pattern, fabric for the top, backing and binding  
Regular \$166.95  
Sale \$116.86



**Baby's Patchwork**

Blue and White OR Pink and White  
Kit includes fabric for top, borders, binding, batting and backing.  
Pattern not included  
Book required - "Baby Wraps"  
Regular \$72.95  
Sale \$51.06



**Leaf Symphony**

48 1/2" x 60 1/2"

design by Stephanie Sims  
Kit includes pattern, fabric for top, borders and binding.  
Regular \$87.95  
Sale \$61.56



**Thanksgiving**

61" x 61"

Kit includes all the fabric for the top  
Pattern included.  
Regular \$262.15  
Sale \$183.50



**Table Trio**

Kit includes pattern, fabric for table runner and 2 placements.  
Regular \$69.90  
Sale \$48.93




**Christmas Sweets**

46" x 51 1/2"

Kit includes fabric for top and binding.  
Pattern not included  
Regular \$69.95  
Sale \$48.96

# Books! Books! Books!...




**Omiyage**




**Wagashi**




**Stray Sock Sewing**




**Stray Sock Sewing, Too**




**Better Together**



**It's A Wrap II**



**Quick Diamond Quilts**




**Art Deco**

## Five patterns from the "Accidental Landscape Series" by The Quilted Lizard



**Beaches**




**Farms & Fields**



**Lakes**



**Meadow & Mountains**



**Golf Courses**